

Countries report

Chart 1. Population (top 10 values)

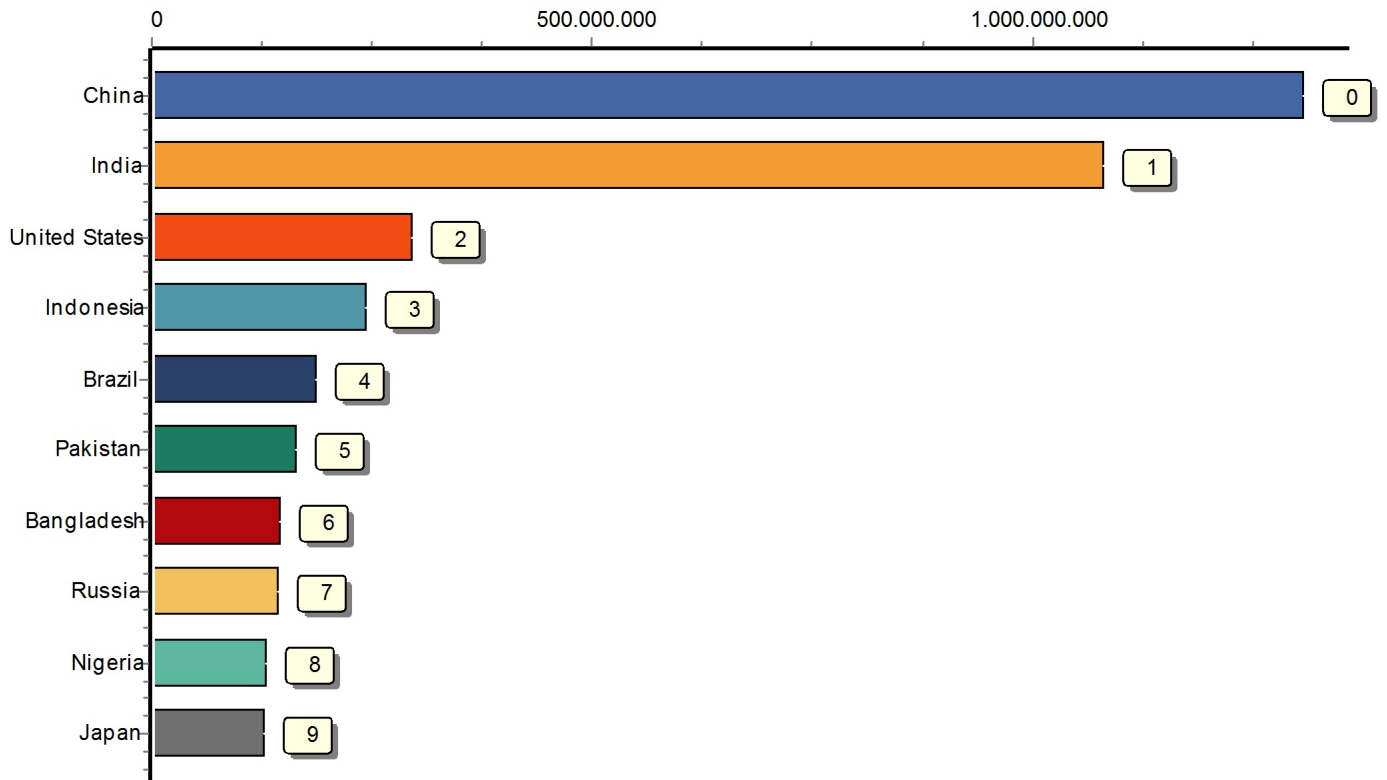


Chart 2. Area size (top 10 values)

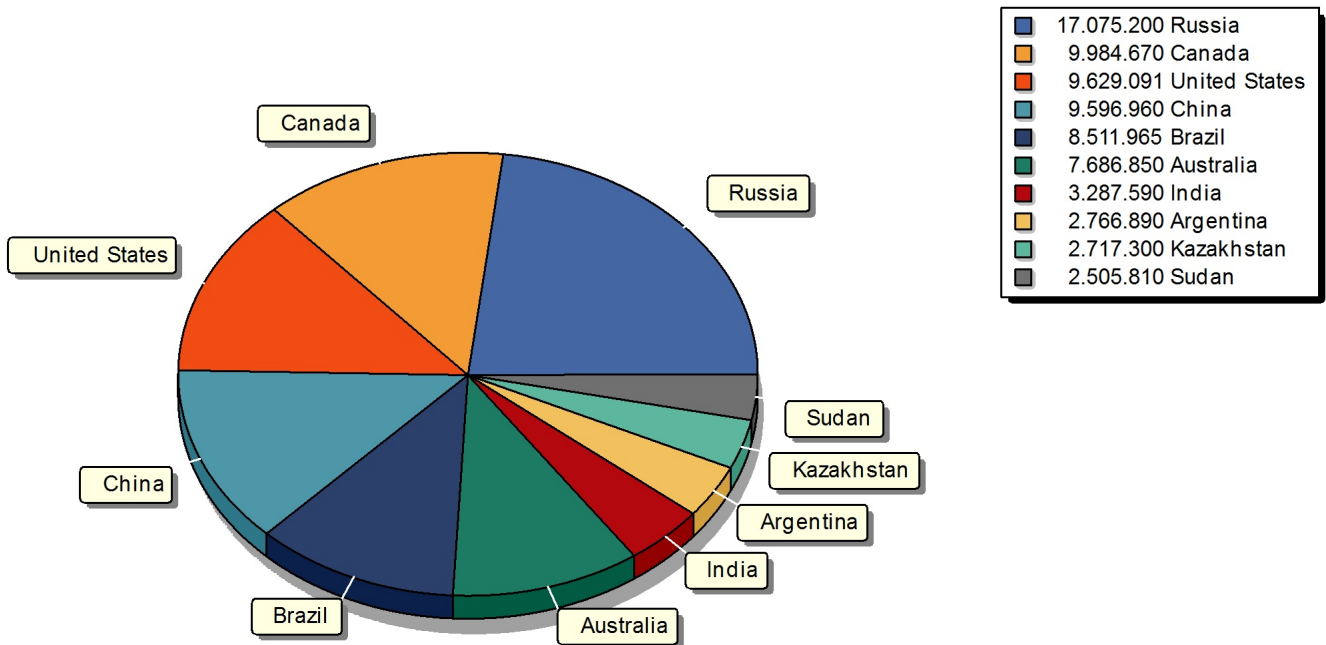
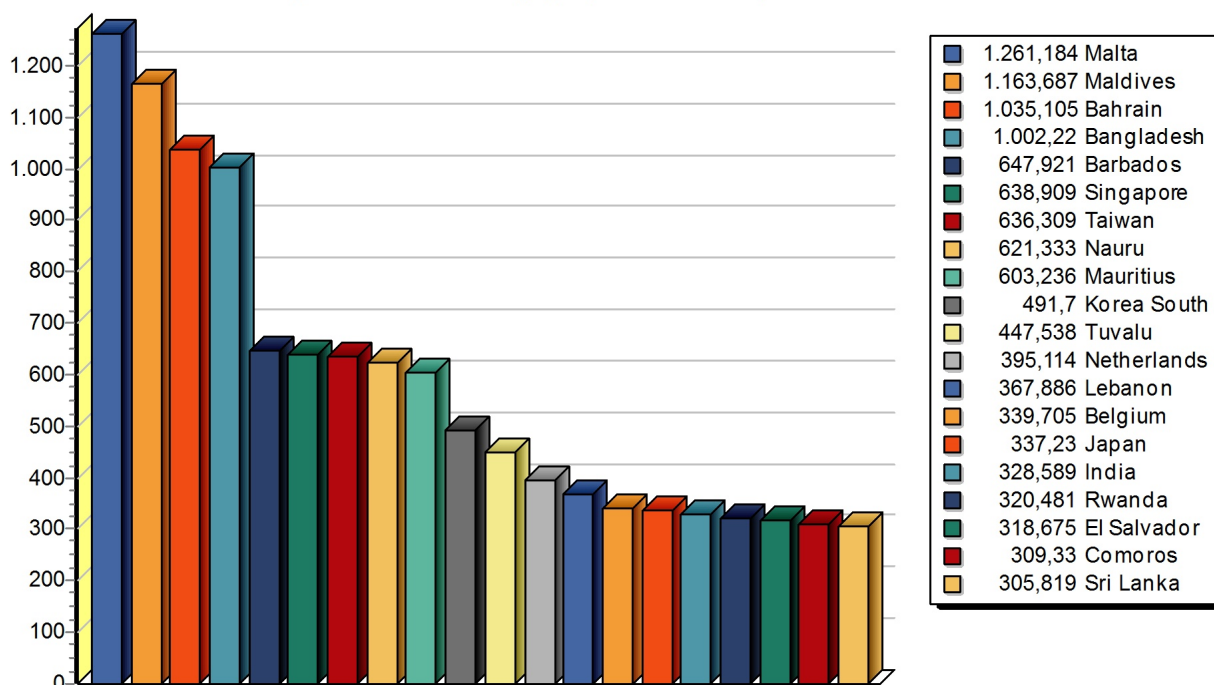


Chart 3. Population density (top 20 values)



Countries summary

Name	Capital	Area	Population
Africa			
Algeria	Algiers	2.381.740	32.531.853
Angola	Luanda	1.246.700	11.190.786
Benin	Porto-Novo	112.620	7.460.025
Botswana	Gaborone	600.370	1.640.115
Burkina Faso	Ouagadougou	274.200	13.925.313
Burundi	Bujumbura	27.830	6.370.609
Cameroon	Yaounde	475.440	16.380.005
Cape Verde	Praia	4.033	418.224
Central African Republic	Bangui	622.984	3.799.897
Chad	N'Djamena	1.284.000	9.826.419
Comoros	Moroni	2.170	671.247
Congo Democratic Republic	Kinshasa	2.345.410	60.085.004
Congo Republic	Brazzaville	342.000	3.039.126
Cote d'Ivoire	Yamoussoukro	322.460	17.298.040
Djibouti	Djibouti	23.000	476.703
Egypt	Cairo	1.001.450	77.505.756
Equatorial Guinea	Malabo	28.051	535.881
Eritrea	Asmara	121.320	4.561.599
Ethiopia	Addis Ababa	1.127.127	73.053.286
Gabon	Libreville	267.667	1.389.201
Gambia The	Banjul	11.300	1.593.256
Ghana	Accra	239.460	21.029.853
Guinea	Conakry	245.857	9.467.866
Guinea-Bissau	Bissau	36.120	1.416.027
Kenya	Nairobi	582.650	33.829.590
Lesotho	Maseru	30.355	1.867.035
Liberia	Monrovia	111.370	3.482.211

Name	Capital	Area	Population
Libya	Tripoli	1.759.540	5.765.563
Madagascar	Antananarivo	587.040	18.040.341
Malawi	Lilongwe	118.480	12.158.924
Mali	Bamako	1.240.000	12.291.529
Mauritania	Nouakchott	1.030.700	3.086.859
Mauritius	Port Louis	2.040	1.230.602
Morocco	Rabat	446.550	32.725.847
Mozambique	Maputo	801.590	19.406.703
Namibia	Windhoek	825.418	2.030.692
Niger	Niamey	1.267.000	11.665.937
Nigeria	Abuja	923.768	128.771.988
Rwanda	Kigali	26.338	8.440.820
Sao Tome and Principe	Sao Tome	1.001	187.410
Senegal	Dakar	196.190	11.126.832
Seychelles	Victoria	455	81.188
Sierra Leone	Freetown	71.740	6.017.643
Somalia	Mogadishu	637.657	8.591.629
South Africa	Pretoria	1.219.912	44.344.136
Sudan	Khartoum	2.505.810	40.187.486
Swaziland	Mbabane	17.363	1.173.900
Tanzania	Dar es Salaam	945.087	36.766.356
Togo	Lome	56.785	5.681.519
Tunisia	Tunis	163.610	10.074.951
Uganda	Kampala	236.040	27.269.482
Western Sahara	-	266.000	273.008
Zambia	Lusaka	752.614	11.261.795
Zimbabwe	Harare	390.580	12.746.990
		30.356.992	886.245.057

Asia

Afghanistan	Kabul	647.500	29.928.987
Bahrain	Al-Manamah	665	688.345
Bangladesh	Dhaka	144.000	144.319.628
Bhutan	Thimphu	47.000	2.232.291
Brunei	Bandar Seri Begawan	5.770	372.361
Cambodia	Phnom Penh	181.040	13.607.069
China	Beijing	9.596.960	1.306.313.812
East Timor	Dili	15.007	1.040.880
India	New Delhi	3.287.590	1.080.264.388
Indonesia	Jakarta	1.919.440	241.973.879
Iran	Tehran	1.648.000	68.017.860
Iraq	Baghdad	437.072	26.074.906
Israel	Jerusalem	20.770	6.276.883
Japan	Tokyo	377.835	127.417.244
Jordan	Amman	92.300	5.759.732
Kazakhstan	Almaty	2.717.300	15.185.844
Korea North	Pyongyang	120.540	22.912.177
Korea South	Seoul	98.480	48.422.644
Kuwait	Kuwait City	17.820	2.335.648
Kyrgyzstan	Bishkek	198.500	5.146.281
Laos	Vientiane	236.800	6.217.141
Lebanon	Beirut	10.400	3.826.018
Malaysia	Kuala Lumpur	329.750	23.953.136
Maldives	Male	300	349.106
Mongolia	Ulan Bator	1.565.000	2.791.272
Myanmar (Burma)	Rangoon	678.500	42.909.464
Nepal	Kathmandu	140.800	27.676.547
Oman	Muscat	212.460	3.001.583
Pakistan	Islamabad	803.940	162.419.946
Philippines	Manila	300.000	87.857.473

Name	Capital	Area	Population
Qatar	Doha	11.437	863.051
Saudi Arabia	Riyadh	1.960.582	26.417.599
Singapore	Singapore	6.927	4.425.720
Sri Lanka	Colombo	65.610	20.064.776
Syria	Damascus	185.180	18.448.752
Taiwan	Taipei	35.980	22.894.384
Tajikistan	Dushanbe	143.100	7.163.506
Thailand	Bangkok	514.000	65.444.371
Turkmenistan	Ashgabat	488.100	4.952.081
United Arab Emirates	Abu Dhabi	82.880	2.563.212
Uzbekistan	Tashkent	447.400	26.851.195
Vietnam	Hanoi	329.560	83.535.576
Yemen	Sanaa	527.970	20.727.063
		30.650.265	3.813.643.831
Australia			
Australia	Canberra	7.686.850	20.090.437
		7.686.850	20.090.437
Central America			
Antigua and Barbuda	St John's	443	68.722
Bahamas The	Nassau	13.940	301.790
Barbados	Bridgetown	431	279.254
Belize	Belmopan	22.966	279.457
Costa Rica	San Jose	51.100	4.016.173
Dominica	Roseau	754	69.029
Dominican Republic	Santo Domingo	48.730	8.950.034
Grenada	St George's	344	89.502
Guatemala	Guatemala City	108.890	14.655.189
Haiti	Port-au-Prince	27.750	8.121.622
Honduras	Tegucigalpa	112.090	6.975.204
Panama	Panama City	78.200	3.039.150
St Kitts and Nevis	Basseterre	261	38.958
St Lucia	Castries	616	166.312
St Vincent and the Grenadines	Kingstown	389	117.534
Trinidad and Tobago	Port-of-Spain	5.128	1.088.644
		472.032	48.256.574
Europe			
Albania	Tirane	28.748	3.563.112
Andorra	Andorra la Vella	468	70.549
Armenia	Yerevan	29.800	2.982.904
Austria	Vienna	83.858	8.184.691
Azerbaijan	Baku	86.600	7.911.974
Belarus	Mensk (Minsk)	207.600	10.300.483
Belgium	Brussels	30.510	10.364.388
Bosnia and Herzegovina	Sarajevo	51.129	4.025.476
Bulgaria	Sofia	110.910	7.450.349
Croatia	Zagreb	56.542	4.495.904
Cyprus	Nicosia	9.250	780.133
Czech Republic	Prague	78.866	10.241.138
Denmark	Copenhagen	43.094	5.432.335
Estonia	Tallinn	45.226	1.332.893
Finland	Helsinki	337.030	5.223.442
France	Paris	547.030	60.656.178
Georgia	Tbilisi	69.700	4.677.401
Germany	Berlin	357.021	82.431.390
Greece	Athens	131.940	10.668.354
Hungary	Budapest	93.030	10.006.835
Iceland	Reykjavik	103.000	296.737

Name	Capital	Area	Population
Ireland	Dublin	70.280	4.015.676
Italy	Rome	301.230	58.103.033
Latvia	Riga	64.589	2.290.237
Liechtenstein	Vaduz	160	33.717
Lithuania	Vilnius	65.200	3.596.617
Luxembourg	Luxembourg	2.586	468.571
Macedonia	Skopje	25.333	2.045.262
Malta	Valletta	316	398.534
Moldova	Chisinau	33.843	4.455.421
Monaco	Monaco	195	32.409
Netherlands	Amsterdam	41.526	16.407.491
Norway	Oslo	324.220	4.593.041
Poland	Warsaw	312.685	38.635.144
Portugal	Lisbon	92.391	10.566.212
Romania	Bucharest	237.500	22.329.977
Russia	Moscow	17.075.200	143.420.309
San Marino	San Marino	612	28.880
Serbia and Montenegro	Belgrade	102.350	10.829.175
Slovakia	Bratislava	48.845	5.431.363
Slovenia	Ljubljana	20.273	2.011.070
Spain	Madrid	504.782	40.341.462
Sweden	Stockholm	449.964	9.001.774
Switzerland	Bern	41.290	7.489.370
Turkey	Ankara	780.580	69.660.559
Ukraine	Kyiv (Kiev)	603.700	47.425.336
United Kingdom	London	244.820	60.441.457
Vatican City	-	44	921
		23.945.866	815.149.684
North America			
Canada	Ottawa	9.984.670	32.805.041
Cuba	Havana	110.860	11.346.670
El Salvador	San Salvador	21.040	6.704.932
Jamaica	Kingston	10.991	2.731.832
Mexico	Mexico City	1.972.550	106.202.903
Nicaragua	Managua	129.494	5.465.100
United States	Washington DC	9.629.091	295.734.134
		21.858.696	460.990.612
Oceania			
Fiji	Suva	18.270	893.354
Kiribati	Tarawa	811	103.092
Marshall Islands	Majuro	1.813	59.071
Micronesia	Palikir	702	108.105
Nauru	Yaren	21	13.048
New Zealand	Wellington	268.680	4.035.461
Palau	Koror	458	20.303
Papua New Guinea	Port Moresby	462.840	5.545.268
Samoa	Apia	2.944	177.287
Solomon Islands	Honiara	28.450	538.032
Tonga	Nuku'alofa	748	112.422
Tuvalu	Funafuti	26	11.636
Vanuatu	Vila	12.200	205.754
		797.963	11.822.833
South America			
Argentina	Buenos Aires	2.766.890	39.537.943
Bolivia	La Paz	1.098.580	8.857.870
Brazil	Brasilia	8.511.965	186.112.794
Chile	Santiago	756.950	15.980.912

Name	Capital	Area	Population
Colombia	Bogata	1.138.910	42.954.279
Ecuador	Quito	283.560	13.363.593
Guyana	Georgetown	214.970	765.283
Paraguay	Asuncion	406.750	6.347.884
Peru	Lima	1.285.220	27.925.628
Suriname	Paramaribo	163.270	438.144
Uruguay	Montevideo	176.220	3.415.920
Venezuela	Caracas	912.050	25.375.281
		17.715.335	371.075.531
TOTAL: 194		133.483.999	6.427.274.559